



CLUBCANNON®

INDUSTRY LEADING CO2 SPECIAL EFFECTS EQUIPMENT AND ACCESSORIES

Co2 JET

USER MANUAL



PROUDLY MADE IN



More info available @
CLUBCANNON.com

CONTENTS

1. INTRODUCTION

- Safety, Co2 warnings, maintaining safe Co2 levels.

2. INCLUDED COMPONENTS

- Co2 Jet, Neutrik True1 power cord, Co2 hose, Co2 washers, Co2 tank attachment tool, output terminator.

3. QUICK START GUIDE

- Unpacking Items, setting up the Co2 Jet, attaching Co2 hose, hooking up Co2 tank, test firing.

4. ADDITIONAL INSTRUCTIONS

- Daisy chaining jets, adjusting output angle, DMX control, momentary power control.

5. CO2 TANK REQUIREMENTS & TECHNICAL SPECIFICATIONS

- Co2 tank size recommendations, Co2 tank & refill suppliers, technical specifications. (Power requirements, consumption, size, weight, finish).

6. PARTS GLOSSARY

- Output barrel, signal indicator, DMX interface, DMX input & output, power input & output, adjustment knob, Co2 inlet & outlet, removable base.

7. TERMS & CONDITIONS & WARRANTY INFORMATION

- Including safe operation techniques, restrictions, and other useful information. This section also outlines our warranty and return policies.

8. TECHNICAL SUPPORT

- Contact information and shipping address.

INTRODUCTION

Thank you for choosing Club Cannon® for your Co2 special effects equipment. Before use, we strongly suggest you read the user manual carefully. By following the instructions in the user manual, it will ensure your safety while operating the machine, ensure you achieve the best effect, as well as inform you the correct way to care for and maintain the machine, in order to prolong the products lifespan.

SAFETY

- Never place objects of any kind inside the barrel.
- Never aim or fire the Products at any person or living thing.
- The Products are meant to be used only in well-ventilated areas.
- When using the Products, make sure you are in an open field or a well-ventilated area and are at least fifteen (15) feet away from people or other living things.
- Never hold a Club Cannon® Product by the barrel, especially after it has been used as it becomes extremely cold.
- Once the Product is attached to the CO2 tank and the tank is turned on, the gas passing through the Product will be under pressure. Do not disconnect the fitting connecting the hose to the Product until the tank has been turned off and the remaining gas has cleared through the hose to release the pressure.
- Jets should be mounted or fixed in a safe place. When using the Jets above the ground, always use a safety cable in the event the Product's mount or fixture should fail for any reason. You must supply the safety cable(s) to use with the Jets. If you are under 18, you should not be using the Products.

WARNING



Carbon dioxide is known as an asphyxiant gas. Carbon dioxide poisoning has been linked to various health issues, including central nervous system damage, permanent deterioration of respiratory functions, suffocation or even death. If you have any health concerns that may be related to the Product's use of carbon dioxide, consult your doctor before using any of the Products.

Co2 Levels can be measured using a Co2 Monitor.

5,000 PPM is the workplace exposure limit in most jurisdictions.

Check with your local agency to verify any need for permits in your area.

INCLUDED ITEMS

The following components are included with every Club Cannon® Co2 Jet. Double check your package to make sure you have every piece necessary for proper operation of your new co2 Jet.



Co2 Jet

The most important piece to the puzzle.




TRUE1 Power Cord

Edison to PowerCON True1 cord, suitable for up to 300VAC.



Co2 Hose

High pressure Co2 hose, rated for 3000PSI. Equipped with a quick connect and CGA-320.



Co2 Washers

Used to seal the connection between your co2 hose and co2 tank.



Co2 Attachment Tool

Used to tighten the CGA-320 fitting to your co2 tank.



Output Terminator

Used at the end of your Co2 line, terminating the Co2 output.


WARNING



- Never use knock off components. (Hoses, fittings, etc.) These can create dangerous situations.
- This product is only compatible with Liquid Co2 Cylinders, (Siphon Tanks). Never use any other kind of gas (Nitrogen, Helium, Argon, ETC).


QUICK START GUIDE

The following steps will outline how to properly setup your Club Cannon® Co2 Jet. Always follow these instructions in order, to prevent any operational problems. If you detect a leak during setup, immediately turn off your Co2 tank, clear the remaining gas through the line, and contact us to help evaluate the possible causes.




1. Unpack All Items

Begin by unpacking all items included with the Co2 Jet. You should have all the parts listed on page 3 of this manual.



2. Setting up The Co2 Jet

Place the Co2 Jet in a safe place, where it cannot be accessed by patrons. Keep at least 15 feet away from your audience. Plug in the supplied Neutrik True1 Power cord. Turn clockwise to lock in place.



3. Attaching Co2 Hose to Jet

Once your Co2 jet is secured in place, attach the Co2 hose by pulling back on the sleeve of the quick connect fitting. Push firmly to lock the quick connect hose onto the Co2 jet.



4. Hooking Up The Co2 Tank

Place the plastic washer inside the fitting that connects to the tank, then attach the fitting. Tighten with the supplied tool, or any adjustable wrench. Do not turn on the co2 tank until you have setup the Co2 Jet.




5. Test Fire

Once everything is hooked up, slowly turn on the Co2 tank. Trigger the Co2 jet by DMX control or by addressing the jet to ch0 and cycling the power (for use with relay packs or other momentary power solutions).

INSTRUCTIONS

ADDITIONAL CONFIGURATIONS



1. Daisy Chaining Jets

You can daisy chain up to 4 Club Cannon® Co2 Jets off a single Co2 tank, with our optional daisy chain hoses.

Run the first hose from your Co2 tank to Jet #1, and use the daisy chain hoses to connect jets 1-4 together. Terminate the output at the end of the line with the supplied terminator.



2. Adjusting Output Angle

The Club Cannon® Co2 Jet can be angled 90 degrees to best suit different applications. Simply loosen the knob on each side of the jet, adjust to desired angle, tighten the knobs, and you are done!



3. DMX Control

The Club Cannon® Co2 Jet can be triggered with any standard DMX controller. The Co2 Jet operates off 1 channel, (valve open/close). Set to your preferred DMX address using the 3 buttons below the display. Each button controls the individual digit above it. Great for quick address changes!




4. Momentary Power Control

If you do not have a DMX controller, or you would like to use relay packs to trigger the Co2 Jet, simply set the DMX address to "000". After setting to ch0, cycle the power on the jet. From now on, when the unit receives power, the valve will open automatically.

ALWAYS MARK JETS USING CH0 SO PEOPLE KNOW THE JET FIRES UPON BOOT.

SPECIFICATIONS

Co2 Tank Requirements



All Club Cannon® Products operate with a Siphon Co2 Tank. Using a standard Co2 tank will not produce the desired effect.

We recommend using a 20LB or 50LB Co2 tank. Anything smaller than 20LB will not produce sufficient output.

Co2 Suppliers

Co2 can tanks and refills can be sourced from any local gas or welding supplier. We typically recommend the following suppliers.

Praxair

www.praxair.com

AirGas

www.airgas.com

Check if either of these suppliers have a branch in your area.

**Co2 SUPPLIERS OFTEN REFER TO SIPHON TANKS AS:
"DIP TANKS", "LIQUID TANKS" or "LIQUID WITHDRAWL TANKS".**

TECHNICAL SPECIFICATIONS

POWER

- 85-264VAC input
- 18w power consumption
- 16A passthrough with TRUE1

SIZE

- 6" x 6" base, 13 1/4" tall

WEIGHT


- 11 pounds with baseplate
- 7 1/2 pounds with optional half coupler

COLOR

- Barrel is black anodized aluminum
- Body is powder coated steel

PARTS

The following graphic illustrates the essential parts on the Club Cannon® Co2 Jet. It is important that the operator knows the function of each component. Knowing the proper terminology is also good for reference when having the fixture serviced.



TERMS AND CONDITIONS

Use of the Club Cannon® products is subject to the following Terms and Conditions:

Club Cannon® products (collectively, the "Product" or "Products") are not toys. Any misuse of the Products could be extremely dangerous. Club Cannon® Products use carbon dioxide under high pressure to create special effects similar to a fog machine. They are not air cannons and should not be used to shoot projectiles in any fashion. Never place objects of any kind inside the barrel. Never aim or fire the Products at any person or living thing. Never hit any person or object with any of the Products. The Products are meant to be used only in well-ventilated areas. When using the Products, make sure you are in an open field or a well-ventilated area and are at least fifteen (15) feet away from people or other living things. Never hold a Club Cannon® Product by the barrel, especially after it has been used as it becomes extremely cold. Once the Product is attached to the CO2 tank and the tank is turned on, the gas passing through the Product will be under pressure. Do not disconnect the filling connecting the hose to the Product until the tank has been turned off and the remaining gas has cleared through the hose to release the pressure. Stationary Club Cannon® units (collectively, the "Jets") should be mounted or fixed in a safe place. When using the Jets above the ground, always use a safety cable in the event the Product's mount or fixture should fail for any reason. You must supply the safety cable(s) to use with the Jets. If you are under 18, you should not be using the Products.

Carbon dioxide is known as an asphyxiant gas. Carbon dioxide poisoning has been linked to various health issues, including central nervous system damage, permanent deterioration of respiratory functions, suffocation or even death. If you have any health concerns that may be related to the Product's use of carbon dioxide, consult your doctor before using any of the Products. To the extent you may have problems with your back, consult your doctor before using any of the Products in a portable fashion (such as, for illustration purposes only, using the Club Cannon® CO2 Tank Backpack).

You must supply the carbon dioxide tank to use with the Products. Club Cannon, LLC, a California limited liability company (the "Company"), accepts no responsibility for claims, damages, losses or injuries arising from the tank or any malfunction thereof.

Acknowledging the foregoing, you voluntarily assume all risks associated with the use of the Products with the full knowledge and appreciation of the risks involved.

The Company disclaims any liability for product defect claims that are due to misuse, improper product selection and/or misapplication of the Products. The Company offers a limited one year, (365) day warranty for each of the Products. If, during the ninety (90) day warranty period (the "Warranty Period"), which shall commence on the original purchase date, a specific component of the Product fails, the Company will repair or replace it at no cost to you. Notwithstanding the foregoing, the purchaser is responsible for all shipping charges associated with sending the Product to the Company for repair and for its return to the purchaser. If, however, any component of the Product fails after the expiration of the Warranty Period, the warranty coverage does not extend to those components or to any damage they may cause. After the expiration of the Warranty Period, the Company shall not be responsible for the performance of the Products, including any component(s) that were repaired or replaced. This limited warranty shall not apply to failure caused by accident, alterations, misuse of abuse of the Products. This warranty is not transferable. At all times, the purchase price of the Products shall be nonrefundable. Notwithstanding the foregoing, the Company may, in its discretion, accept the return of a new, unused Product in re-saleable condition subject to a twenty-five percent (25%) restocking fee and payment by the purchaser of all shipping charges associated with the return of the Product to the Company. If the Company determines, in its reasonable discretion, that the returned Product has been used, no refund shall be issued to the purchaser.

The Products are provided on an "as is" with all faults basis and with no warranty except the express warranty set forth above. To the maximum extent permissible by law, the Company disclaims all other warranties, including, but not limited to, the implied warranty of merchantability and the implied warranty of fitness for a particular purpose. The use of the Products is at the sole risk of the user. Under no circumstances shall the Company, its members, managers, officers, agents, employees, successors or assigns be liable for any injuries or damages whatsoever to any person or property arising from the use of the Products, which shall include, but not be limited to, consequential, incidental, special, exemplary or punitive damages. To the maximum extent permissible by law, the Company's liability in all events is limited to, and shall not exceed, the purchase price paid for any Product that gives rise to any liability.

Excluding any services provided to you by the Company under a separate written agreement, these Terms and Conditions constitute the entire agreement between you and the Company regarding the use of the Products and supersede any and all previous and contemporaneous oral and written agreements between you and the Company regarding your use of the Products.

Club Cannon® and its associated logo are trademarks of the Company. You may not use any of the Company's trademarks or logos without the Company's prior written consent. Unless otherwise noted, all materials, including but not limited to the Company's Web site(s), all articles, text, graphics, logos, images, illustrations, designs, icons, photographs, video or clips, audio clips, all menu pages, underlying HTML code, and software that is part of the Web site(s), are protected under copyright laws and are the trademarks, trade dress and/or other intellectual properties owned, controlled or licensed by the Company or are otherwise part of the public domain.

The Company's Web site(s) (excluding linked sites) is controlled by the Company from its office within the State of California, U.S.A. By accessing the Web site(s) and/or purchasing the Products, you and the Company agree that all matters relating to your access to, or use of, the Web site(s) and/or the Products shall be governed by the statutes and laws of the State of California, without regard to conflicts of laws principles. You and the Company also agree and hereby submit to the exclusive personal jurisdiction and venue of the Superior Court of San Luis Obispo County and the United States District Court for the Central District of California with respect to such matters. Those who choose to access the Web site(s) and/or purchase the Products from locations outside California shall be responsible for compliance with local laws, if and to the extent local laws are applicable. Notwithstanding the foregoing, you agree that the Company shall still be allowed to apply for injunctive relief (or an equivalent type of urgent legal relief) in any jurisdiction.

Except for any claim seeking the exercise of the injunctive or equitable powers of a court of competent jurisdiction, any action to enforce or interpret this Agreement to resolve disputes with respect to, all matters, including but not limited to, the Company's Web site(s), all articles, text, graphics, logos, images, illustrations, designs, icons, photographs, video or clips, audio clips, all menu pages, underlying HTML code, and software that is part of the Web site(s), are protected under copyright laws and are the trademarks, trade dress and/or other intellectual properties owned, controlled or licensed by the Company or are otherwise part of the public domain.

If, for any reason, a court of competent jurisdiction finds any provision of these Terms and Conditions, or portion thereof, to be unenforceable, that provision shall be enforced to the maximum extent permissible so as to effect the intent of the Company as reflected by that provision, and the remainder of these Terms and Conditions shall continue in full force and effect. Any failure by the Company to enforce or exercise any provision of these Terms and Conditions or related rights shall not constitute a waiver of that right or provision.

If any legal proceeding, arbitration or other action is brought or threatened for the enforcement or interpretation of these Terms and Conditions, or because of an alleged dispute, breach, default or misrepresentation in connection with any of the provisions of these Terms and Conditions, and the prevailing party in any such action(s) should incur any legal fees, including, but not limited to, attorneys' fees, paralegal fees, expert witness fees and other similar costs, the successful or prevailing party or parties to any such dispute or action shall be entitled to recover their reasonable attorneys' fees and additional legal costs incurred, together with any other relief to which they may otherwise be entitled, as determined by an arbitrator, judge at trial, or upon appeal or petition.

The Company may make changes to these Terms and Conditions from time to time. When changes are made, the Company will post a new version of the Terms and Conditions on the Web site(s) and enclose a copy of the then-applicable Terms and Conditions in future purchases of the Products.

TECHNICAL SUPPORT



843 Via Esteban, STE 1; San Luis Obispo, CA 93401

Tel: 888-804-8175

info@clubcannon.com • www.clubcannon.com

© Club Cannon 2016